





KEOR S

SINGLE PHASE
UPS
from 3 to 10 kVA



GLOBAL SPECIALIST IN ELECTRICAL
AND DIGITAL BUILDING INFRASTRUCTURES





KEOR S

SINGLE PHASE UPS DESIGNED FOR INDUSTRIAL APPLICATIONS

Compact and robust, Keor S is the perfect UPS to protect and supply loads in the industrial fields.

Power Range From 3 KVA up to 10KVA

Power factor 0,9

High Efficiency up to 94%

Built in paralleling feature up to 4 units

Built in Back Feed Protection

Protection Degree IP31

Long back up time availability

Integrated maintenance bypass

**Integrated internal isolation
transformer option**



User friendly Display



**Remote control &
Monitoring Supervision**



Easy to move

KEOR S

ONLINE single phase

The integrated maintenance bypass simplifies the maintenance operations, increases the service continuity and helps to reduce the complexity of the installations.

Easy access to circuit breakers, INPUT/OUTPUT terminals, maintenance bypass and communication port



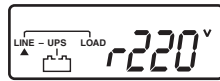
on line UPS
compact and easy
to move



DISPLAY

All parameters & status of the ups is available on the display:

- Input voltage



- Input frequency



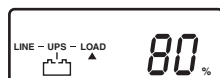
- Output voltage



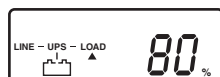
- Output frequency



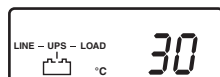
- % load



- Battery voltage



- Internal temperature



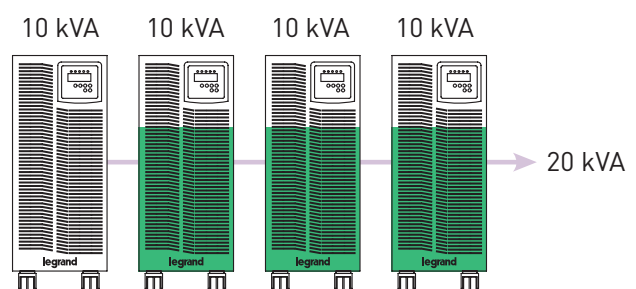
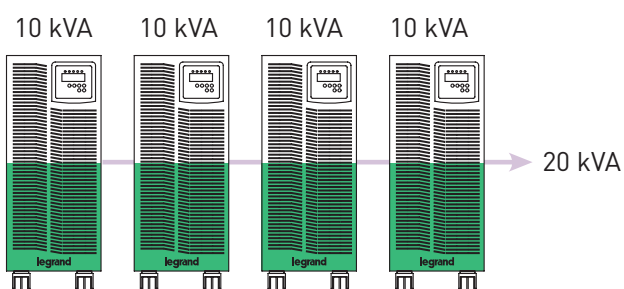
ADDITIONAL BATTERY CHARGER

Thanks to the external additional charger we can propose short recharge times also on the long back up time configurations.



PARALLEL REDUNDANT APPLICATIONS UP TO 4 UNITS

UPS built in paralleling function and ready to actuate on site easily up to 4 units. This architecture eliminates risk of single point of failure.



KEOR S

Conventional UPS - Single-phase On-line double conversion VFI



3 101 20



3 107 41

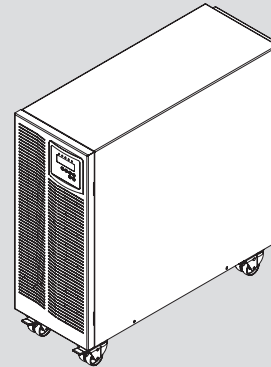
Pack	Cat. Nos.	SINGLE-PHASE UPS			
		NOMINAL POWER VA	ACTIVE POWER W	BACKUP TIME (MIN.)	NET WEIGHT (kg)
	3 101 21	3000	2400	8	53
	3 101 22	3000	2400	27	75
	3 101 23	3000	2400	50	97
	3 101 28	6000	5400	55	106
	3 101 31	10000	9000	10	114

SINGLE-PHASE UPS WITH ISOLATION TRANSFORMER					
		NOMINAL POWER VA	ACTIVE POWER W	BACKUP TIME (MIN.)	NET WEIGHT (kg)
	3 101 25	3000	2400	8	85
	3 101 29	6000	5400	0	100
	3 101 35	10000	9000	0	126

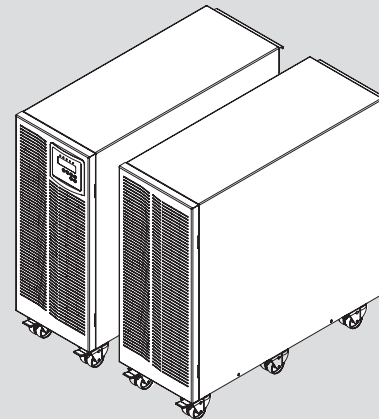
BATTERY CABINET	
	DESCRIPTION
3 107 40	Empty battery cabinet
3 107 41	Battery cabinet with 2x6x12 Ah (for KEOR S 3000)
3 107 42	Battery cabinet with 3x6x12 Ah (for KEOR S 3000)
3 107 43	Battery cabinet with 6x6x12 Ah (for KEOR S 3000)
3 107 44	Battery cabinet with 20x12 Ah (for KEOR S 6000-10000)
3 107 45	Battery cabinet with 2x20x12 Ah (for KEOR S 6000-10000)

ACCESSORIES	
	DESCRIPCIÓN
3 109 61	Battery charger for additional battery cabinet (for 3 107 41 - 3 107 42 - 3 107 43)
3 109 54	Battery charger for additional battery cabinet (for 3 107 44 - 3 107 45)

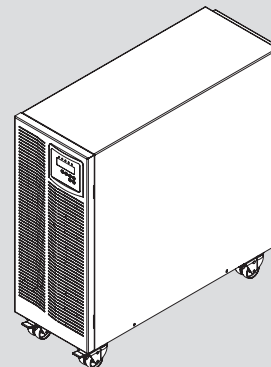
UPS WITH INTERNAL BATTERIES
BACKUP TIME UP TO 42 MIN FOR 3 KVA



UPS FOR LONG AUTONOMY
WITH ADDITIONAL BATTERY CABINET



UPS WITH ISOLATION
TRANSFORMER BUILT IN



NOTE: The stated back-up times in minutes are estimated and may vary according to the load characteristics, operating conditions and environment.

KEOR S

Conventional UPS - Single-phase On-line double conversion VFI

Model.	KEOR S 3kVA	KEOR S 6kVA	KEOR S 10kVA
General characteristics			
Nominal power (VA)	3000	6000	10000
Active power (W)	2400	5400	9000
Technology	On-line double conversion VFI-SS-111		
Waveform	Sinusoidal		
Architecture	conventional UPS		
Input characteristics			
Input voltage	220V-230V-240V		
Input frequency	45-55	45-65	
Input voltage range	160V-288V	180V-280V	
THD of input current	6%		
Input power factor	> 0,99		
Output characteristics			
Output voltage	220V/230V/240V		
Output frequency (nominal)	50 /60 Hz Adjustable from Front Panel +/- 0,05%		
Crest factor	3:1		
THD of output voltage	< 1,5% with linear load < 3% with non-linear load		
Permissible overload	10 seconds at 125%-150% 30 seconds at 106%-120%	120 seconds at 100%-120% 30 seconds at 121%-150%	
Efficiency in Eco mode	98%		
Bypass	Automatic bypass and manual maintenance bypass		
Batteries			
Backup time extension	Yes		
Battery type	VRLA - AGM		
Communication and management			
LCD Display	Available		
Communication Ports	1 RS232 serial ports, modbus and SNMP optional		
Remote Management	Available		
Physical characteristics			
Dimensions H x W x D (mm)	716 x 275 x 776		
Dimensions battery cabinet H x W x D (mm)	716 x 275 x 776		
Ambient conditions			
Operating temperature (°C)	0÷40		
Relative humidity (%)	20÷80 non condensing		
Protection index	IP31		
Noise at 1 m (dBA)	< 50		
Compliance			
Reference product standards	EN 62040-1, EN 62040-2, EN 62040-3		



**World Headquarters and
International Department**
87045 Limoges Cedex - France
☎ : + 33 (0) 5 55 06 87 87
Fax : + 33 (0) 5 55 06 74 55

In accordance with its policy
of continuous improvement, the
Company reserves the right to change
specifications and designs without
notice. All illustrations, descriptions,
dimensions and weights in this
catalogue are for guidance and cannot
be held binding on the Company.